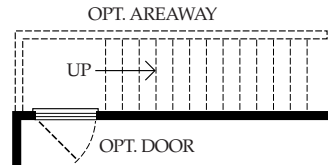




Basement Floor Plan



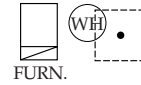
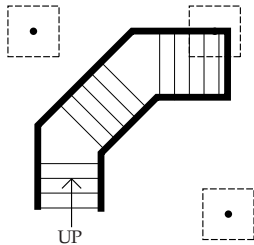
Opt. Walkout Condition



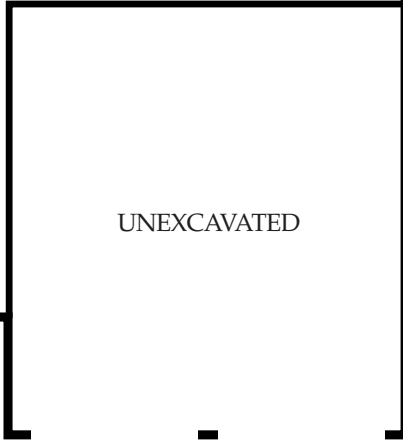
OPT. SUNROOM

WINDOW NOT AVAILABLE W/OPT. DINING ROOM SIDE BAY WINDOW OR OPT. SUNROOM

OPT. RECREATION ROOM 31'2" x 15'4"



UNEXCAVATED



UNEXCAVATED



Opt. Side Load Garage



717.328.2052



Illustrations are artist's concepts only and may vary in detail from plans, specifications, and as built conditions. Illustrations may show optional items, please see Sales Manager for details.